

Format of Holding of Specified securities		
1.	Name of Listed Entity:	KARTIK INVESTMENTS TRUST LIMITED
2.	Scrip Code/Name of Scrip/Class of Security:	501151/ KARTIK INVESTMENTS TRUST LIMITED/EQUITY SHARES
3.	Share Holding Pattern Filed under: Reg. 31(1)(a)/Reg.31(1)(b)/Reg.31(1)(c)	
	a. if under 31(1)(b) then indicate the report for quarter ending	30/06/2019
	b. if under 31(1)(c) then indicate date of allotment/extinguishment	
4.	Declaration : The Listed entity is required to submit the following declaration to the extent of submission of information:	
	Particulars	YES*
a	Whether the Listed Entity has issued any partly paid up shares	NO
b	Whether the Listed Entity has issued any Convertible Securities or Warrants?	NO
c	Whether the Listed Entity has any shares against which depository receipts are issued?	NO
d	Whether the Listed Entity has any shares in locked-in?	NO
e	Whether any shares held by promoters are pledge or otherwise encumbered?	NO
	*if the Listed Entity selectes the option 'NO' for the questions above, the columns for the partly paid up shares, Outstanding Convertible Securities/Warrants, depository receipts, locked-in shares, No of shares pledged or otherwise encumbered by promoters, as applicable, shall not be displayed at the time of dissemination on the Stock Exchange website. Also wherever there is 'No' declared by Listed entity in above table the values will be considered as 'Zero' by default on submission of the format of holding of specified securities.	
5	The tabular format for disclosure of holding of specified securities is as follows:	




Table I - Summary Statement holding of specified securities

Category	Category of Shareholder	No of Shareholders	No of fully paid up equity shares held	No of Partly paid-up equity shares held	No of Shares Underlying Depository Receipts	Total No of Shares Held (VII) = (IV)+(V)+(VI)	Shareholding as a % of total no of shares (As a % of (A+B+C2))	Number of Voting Rights held in each class of securities			No of Shares Underlying Outstanding convertible securities (Including Warrants)	Shareholding as a % assuming full conversion of convertible Securities (as a percentage of diluted share capital)	Number of Locked in Shares		Number of Shares pledged or otherwise encumbered		Number of equity shares held in dematerialized form	
								No of Voting Rights		Total as a % of (A+B+C)			No.	As a % of total Shares held	No.	As a % of total		
								Class X	Class Y									Total
(I)	(II)	(III)	(IV)	(V)	(VI)	(VII)	(VIII)	(IX)			(X)	(XI)	(XII)		(XIII)	(XIV)		
(A)	Promoter & Promoter Group	19	182550	0	0	182550	74.82	182550	0	182550	74.82	0	74.82	0	0.00	0	0.00	182550
(B)	Public	95	61450	0	0	61450	25.18	61450	0	61450	25.18	0	25.18	0	0.00	NA	NA	38996
(C)	Non Promoter-Non Public																	
(C1)	Shares underlying DRs	0	0	0	0	0	NA	0	0	0	0.00	0	NA	0	0.00	NA	NA	0
(C2)	Shares held by Employes Trusts	0	0	0	0	0	0.00	0	0	0	0.00	0	0.00	0	0.00	NA	NA	0
	Total:	114	244000	0	0	244000	100.00	244000	0	244000	100.00	0	100.00	0	0.00	0	0.00	221546




Table II - Statement showing shareholding pattern of the Promoter and Promoter Group

Category	Category & Name of the Shareholder	PAN	No of Shareholders	No of fully paid up equity shares held	No of Partly paid-up equity shares held	No of Shares Underlying Depository Receipts	Total No of Shares Held (IV+V+VI)	Shareholding as a % of total no of shares (calculated as per SCRR, 1957 (VIII) As a % of (A+B+C2)	Number of Voting Rights held in each class of securities			No of Shares Underlying Outstanding convertible securities (Including Warrants)	Shareholding as a % assuming full conversion of convertible Securities (as a percentage of diluted share capital) (VII)+(X) As a % of (A+B+C2)	Number of Locked in Shares		Number of Shares pledged or otherwise encumbered		Number of equity shares held in dematerialized form	
									No of Voting Rights		Total as a % of (A+B+C)			No.	As a % of total Shares held	No.	As a % of total Shares held		
									Class X	Class Y									Total
	(I)	(II)	(III)	(IV)	(V)	(VI)	(VII)	(VIII)	(IX)			(X)	(XI)	(XII)		(XIII)		(XIV)	
(1)	Indian																		
(a)	Individuals/Hindu undivided Family		7	600	0	0	600	0.25	600	0	600	0.25	0	0.25	0	0.00	0	0.00	600
	M.A.ALAGAPPAN	AACPA9628C	1	100	0	0	100	0.04	100	0	100	0.04	0	0.04	0	0.00	0	0.00	100
	A VELLAYAN	AACPV2231L	1	50	0	0	50	0.02	50	0	50	0.02	0	0.02	0	0.00	0	0.00	50
	M V VALLI MURUGAPPAN	AADPV8193L	1	100	0	0	100	0.04	100	0	100	0.04	0	0.04	0	0.00	0	0.00	100
	M.V.MURUGAPPAN	AAFPM1998N	1	100	0	0	100	0.04	100	0	100	0.04	0	0.04	0	0.00	0	0.00	100
	M M MURUGAPPAN	AAGPM1775L	1	100	0	0	100	0.04	100	0	100	0.04	0	0.04	0	0.00	0	0.00	100
	M V SUBBIAH	ABBP50231K	1	100	0	0	100	0.04	100	0	100	0.04	0	0.04	0	0.00	0	0.00	100
	A VENKATACHALAM	ACFPV9601D	1	50	0	0	50	0.02	50	0	50	0.02	0	0.02	0	0.00	0	0.00	50
(b)	Central Government/State Government(s)		0	0	0	0	0	0.00	0	0	0	0.00	0	0.00	0	0.00	0	0.00	0
(c)	Financial Institutions/Banks		0	0	0	0	0	0.00	0	0	0	0.00	0	0.00	0	0.00	0	0.00	0
(d)	Any Other		12	181950	0	0	181950	74.57	181950	0	181950	74.57	0	74.57	0	0.00	0	0.00	181950
	A M M VELLAYAN SONS P LTD	AAACA7452P	1	3700	0	0	3700	1.52	3700	0	3700	1.52	0	1.52	0	0.00	0	0.00	3700
	CARBORUNDUM UNIVERSAL LIMITED	AAACC2474P	1	24240	0	0	24240	9.93	24240	0	24240	9.93	0	9.93	0	0.00	0	0.00	24240
	E.I.D.PARRY (INDIA) LTD.	AAACE0702C	1	23600	0	0	23600	9.67	23600	0	23600	9.67	0	9.67	0	0.00	0	0.00	23600
	M.M.MUTHIAH RESEARCH FOUNDATION	AAACM6259N	1	4960	0	0	4960	2.03	4960	0	4960	2.03	0	2.03	0	0.00	0	0.00	4960
	AMBADI INVESTMENTS LIMITED	AAACN1078J	1	74758	0	0	74758	30.64	74758	0	74758	30.64	0	30.64	0	0.00	0	0.00	74758
	PARRY ENTERPRISES INDIA LTD	AAACP3643D	1	32	0	0	32	0.01	32	0	32	0.01	0	0.01	0	0.00	0	0.00	32
	CHOLAMANDALAM FINANCIAL HOLDINGS LIMITED	AAACT1249H	1	33790	0	0	33790	13.85	33790	0	33790	13.85	0	13.85	0	0.00	0	0.00	33790
	AR LAKSHMI ACHI TRUST	AAATA0734D	1	4000	0	0	4000	1.64	4000	0	4000	1.64	0	1.64	0	0.00	0	0.00	4000
	M A ALAGAPPAN HOLDINGS PRIVATE LIMITED	AABCU0206C	1	50	0	0	50	0.02	50	0	50	0.02	0	0.02	0	0.00	0	0.00	50
	CHOLA BUSINESS SERVICES LIMITED	AACCC5400D	1	550	0	0	550	0.23	550	0	550	0.23	0	0.23	0	0.00	0	0.00	550
	MURUGAPPA EDUCATIONAL AND MEDICAL FOUNDATION	AAFA0141E	1	12220	0	0	12220	5.01	12220	0	12220	5.01	0	5.01	0	0.00	0	0.00	12220
	M A MURUGAPPAN HOLDINGS LLP	ABJFM6083F	1	50	0	0	50	0.02	50	0	50	0.02	0	0.02	0	0.00	0	0.00	50
	Sub-Total (A)(1)		19	182550	0	0	182550	74.82	182550	0	182550	74.82	0	74.82	0	0.00	0	0.00	182550
(2)	Foreign																		
(a)	Individuals (Non-Resident Individuals/Foreign Individuals)		0	0	0	0	0	0.00	0	0	0	0.00	0	0.00	0	0.00	0	0.00	0
(b)	Government		0	0	0	0	0	0.00	0	0	0	0.00	0	0.00	0	0.00	0	0.00	0
(c)	Institutions		0	0	0	0	0	0.00	0	0	0	0.00	0	0.00	0	0.00	0	0.00	0
(d)	Foreign Portfolio Investor		0	0	0	0	0	0.00	0	0	0	0.00	0	0.00	0	0.00	0	0.00	0
(e)	Any Other		0	0	0	0	0	0.00	0	0	0	0.00	0	0.00	0	0.00	0	0.00	0
	Sub-Total (A)(2)		0	0	0	0	0	0.00	0	0	0	0.00	0	0.00	0	0.00	0	0.00	0
	Total Shareholding of Promoter and Promoter Group (A)=(A)(1)+(A)(2)		19	182550	0	0	182550	74.82	182550	0	182550	74.82	0	74.82	0	0.00	0	0.00	0




Table III - Statement showing shareholding pattern of the Public shareholder

Category	Category & Name of the Shareholder	PAN	No of Shareholders	No of fully paid up equity shares held	No of Partly paid-up equity shares held	No of Shares Underlying Depository Receipts	Total No of Shares Held (IV+V+VI)	Shareholding as a % of total no of shares (A+B+C2)	Number of Voting Rights held in each class of securities			No of Shares Underlying Outstanding convertible securities (including Warrants)	Shareholding as a % assuming full conversion of convertible Securities (as a percentage of diluted share capital)	Number of Locked in Shares		Number of Shares pledged or otherwise encumbered		Number of equity shares held in dematerialized form	
									No of Voting Rights					Total as a % of (A+B+C)	No.	As a % of total Shares held	No.		As a % of total Shares held
									Class X	Class Y	Total								
(I)	(II)	(III)	(IV)	(V)	(VI)	(VII)	(VIII)	(IX)			(X)	(XI)	(XII)		(XIII)	(XIV)			
(1)	Institutions																		
(a)	Mutual Funds		0	0	0	0	0	0.00	0	0	0	0.00	0	0.00	0	0.00	NA	NA	0
(b)	Venture Capital Funds		0	0	0	0	0	0.00	0	0	0	0.00	0	0.00	0	0.00	NA	NA	0
(c)	Alternate Investment Funds		0	0	0	0	0	0.00	0	0	0	0.00	0	0.00	0	0.00	NA	NA	0
(d)	Foreign Venture Capital Investors		0	0	0	0	0	0.00	0	0	0	0.00	0	0.00	0	0.00	NA	NA	0
(e)	Foreign Portfolio Investors		0	0	0	0	0	0.00	0	0	0	0.00	0	0.00	0	0.00	NA	NA	0
(f)	Financial Institutions/Banks		0	0	0	0	0	0.00	0	0	0	0.00	0	0.00	0	0.00	NA	NA	0
(g)	Insurance Companies		0	0	0	0	0	0.00	0	0	0	0.00	0	0.00	0	0.00	NA	NA	0
(h)	Provident Funds/Pension Funds		0	0	0	0	0	0.00	0	0	0	0.00	0	0.00	0	0.00	NA	NA	0
(i)	Any Other																		0
	Sub Total (B)(1)		0	0	0	0	0	0.00	0	0	0	0.00	0	0.00	0	0.00	NA	NA	0
(2)	Central Government/State Government(s)/President of India		0	0	0	0	0	0.00	0	0	0	0.00	0	0.00	0	0.00	NA	NA	0
	Sub Total (B)(2)		0	0	0	0	0	0.00	0	0	0	0.00	0	0.00	0	0.00	NA	NA	0
(3)	Non-Institutions																		
(a)	i.Individual shareholders holding nominal share capital up to Rs. 2 lakhs		87	31475	0	0	31475	12.90	31475	0	31475	12.90	0	12.90	0	0.00	NA	NA	19221
	ii.Individual shareholders holding nominal share capital in excess of Rs. 2 Lakhs		0		0	0		0.00		0	0	0.00	0	0.00	0	0.00	NA	NA	
(b)	NBFCs Registered with RBI		1	535	0	0	535	0.22	535	0	535	0.22	0	0.22	0	0.00	NA	NA	535
(c)	Employee Trusts		0	0	0	0	0	0.00	0	0	0	0.00	0	0.00	0	0.00	NA	NA	0
(d)	Overseas Depositories (Holding DRs)(Balancing figure)		0	0	0	0	0	0.00	0	0	0	0.00	0	0.00	0	0.00	NA	NA	0
(e)	Any Other																		0
	BODIES CORPORATES		7	29440	0	0	29440	12.07	29440	0	29440	12.07	0	12.07	0	0.00	NA	NA	19240
	GAGANDEEP CREDIT CAPITAL PVT LTD	AAACO0519F	1	6200	0	0	6200	2.54	6200	0	6200	2.54	0	2.54	0	0.00	NA	NA	6200
	ANVIL FINTRADE PVT LTD	AABCA9882E	1	6200	0	0	6200	2.54	6200	0	6200	2.54	0	2.54	0	0.00	NA	NA	6200
	PRESCIENT SECURITIES PRIVATE LIMITED	AADCP0490F	1	6200	0	0	6200	2.54	6200	0	6200	2.54	0	2.54	0	0.00	NA	NA	6200
	IGFT PRIVATE LIMITED	KIT000019S	1	10100	0	0	10100	4.14	10100	0	10100	4.14	0	4.14	0	0.00	NA	NA	6200
	Sub Total (B)(3)		95	61450	0	0	61450	25.18	61450	0	61450	25.18	0	25.18	0	0.00	NA	NA	0
	Total Public Shareholding (B) = (B)(1)+(B)(2)+(B)(3)																		38996
			95	61450	0	0	61450	25.18	61450	0	61450	25.18	0	25.18	0	0.00			38996





Table IV - Statement showing shareholding pattern of the Non Promoter - Non Public Shareholder


Category	Category & Name of the Shareholder	PAN	No of Shareholders	No of fully paid up equity shares held	No of Partly paid-up equity shares held	No of Shares Underlying Depository Receipts	Total No of Shares Held (IV+V+VI)	Shareholding as a % of total no of shares (A+B+C2)	Number of Voting Rights held in each class of securities			No of Shares Underlying Outstanding convertible securities (Including Warrants)	Shareholding as a % assuming full conversion of convertible Securities (as a percentage of diluted share capital)	Number of Locked in Shares		Number of Shares pledged or otherwise encumbered		Number of equity shares held in dematerialized form	
									No of Voting Rights		Total as a % of (A+B+C)			No.	As a % of total Shares held	No.	As a % of total Shares held		
									Class X	Class Y									Total
	(I)	(II)	(III)	(IV)	(V)	(VI)	(VII)	(VIII)	(IX)			(X)	(XI)	(XII)		(XIII)	(XIV)		
(1)	Custodian/DR Holder		0	0	0	0	0	0.00	0	0	0	0.00	0	0.00	0	0.00	NA	NA	0
(2)	Employee Benefit Trust (under SEBI(Share based Employee Benefit) Regulations 2014)		0	0	0	0	0	0.00	0	0	0	0.00	0	0.00	0	0.00	NA	NA	0
	Total Non-Promoter-Non Public Shareholding (C) = (C)(1)+(C)(2)		0	0	0	0	0	0.00	0	0	0	0.00	0	0.00	0	0.00			0

S. Sangar



Details of the shareholders acting as persons in Concert including their Shareholding:			
Name of Shareholder	Name of PAC	No of shares	Holding%
Total:		0	0

S. Sangeetha



Details of Shares which remain unclaimed may be given hear along with details such as number of shareholders,	
No of Shareholders	No of shares
0	0

S. Sangeetha

