

KARTIK INVESTMENTS TRUST LIMITED

Parry House, 2nd Floor, No. 43, Moore Street, Parrys, Chennai - 600 001.
Phone : 044-2530 7123 Fax : 044-2534 6466

CIN - L65993TN1978PLC012913

October 20, 2015

**The Secretary
BSE Limited
25th Floor, Phiroze Jeejeebhoy Towers
Dalal Street, Fort
Mumbai - 400 001**

Dear Sir,

Sub: Filing of shareholding pattern for the quarter ended 30/09/2015

Kindly refer to the circular no. SEBI/CFD/DCR/SAST/1/2011/09/23 dated 23rd September 2011 amending Clause 35 of the equity listing agreement consequent to the Securities and Exchange Board of India (Substantial Acquisition of Shares and Takeovers) Regulations, 2011. In this regard, we enclose the statement showing shareholding pattern as per Clause 35 of the listing agreement in the amended format for the quarter ended 30th September 2015.

Kindly take the above on record and acknowledge receipt.

Thanking you,

Yours faithfully,
for Kartik Investments Trust Limited



R Chandrasekar
Director


Encl.: As above

(1)(a) STATEMENT SHOWING SHAREHOLDING PATTERN IN CLAUSE-35

Table (I)(a)

NAME OF THE COMPANY: KARTIK INVESTMENTS TRUST LIMITED**NAME OF THE SCRIP : KARTIK INVESTMENTS TRUST LIMITED****SCRIP CODE: BSE: 501151****Class of Security: EQUITY****QUARTER ENDED: 30/09/2015**

Partly paid-up shares	No. of partly paid-up shares	As a % of total no. of partly paid-up shares	As a % of total no. of shares of the Company.
Held by promoter/promoter group	0	0	0
Held by Public	0	0	0
Total	0	0	0
Outstanding convertible securities:	No. of outstanding securities	As a % of total no. of outstanding convertible securities.	As a % of total no. of shares of the Company assuming full conversion of the convertible securities
Held by promoter/promoter group	0	0	0
Held by Public	0	0	0
Total	0	0	0
Warrants:	No. of warrants	As a % of total no. of warrants	As a % of total no. of shares of the Company assuming full conversion of the warrants
Held by promoter/promoter group	0	0	0
Held by Public	0	0	0
Total	0	0	0
Total paid-up capital of the Company, assuming full conversion of warrants and convertible securities	244000		100



SHAREHOLDING PATTERN AS ON 30/09/2015 AS PER THE REVISED CLAUSE 35 OF THE LISTING AGREEMENT


(1) (a) Statement showing Shareholding Pattern

Name of the Company : KARTIK INVESTMENTS TRUST LIMITED


Scrip Code :581151

QUARTER ENDED: 30/09/2015

Category code (I)	Category of shareholder (II)	Number of shareholders (III)	Total number of shares (IV)	Number of shares held in dematerialized form (V)	Total shareholding as a percentage of total number of shares		Shares pledged or otherwise encumbered.	
					As a percentage of (A+B) ¹ (VI)	As a percentage of (A+B+C) (VII)	Number of shares (VIII)	As a Percentage (IX)=(VIII)/(IV)*100
(A)	Shareholding of Promoter and Promoter Group²							
(I)	Indian							
(a)	Individuals/Hindu Undivided Family	7	600	Nil	0.25	0.25	0	0
(b)	Central Government/ State Government(s)							
(c)	Bodies Corporate	11	177950	Nil	72.93	72.93	0	0
(c)	Financial Institutions/ Banks							
(e)	Any Other - Trust	2	4000	Nil	1.64	1.64	0	0
	Sub-Total (A)(1)	20	182550	0	74.82	74.82	0	0
(II)	Foreign							
(a)	Individuals (Non-Resident individuals/Foreign Individuals)							
(b)	Bodies Corporate							
(c)	Institutions							
(c)	Qualified Foreign Investor							
(e)	Others							
	Sub-Total (A)(2)							
	Total Shareholding of Promoter and Promoter Group (A) = (A)(1) + (A)(2)	20	182550	0	74.82	74.82	0.00	0.00
(B)	Public shareholding³							
(I)	Institutions							
(a)	Mutual Funds/AJI							
(b)	Financial Institutions/ Banks							
(c)	Central Government/ State Government(s)							
(c)	Venture Capital Funds							
(e)	Insurance Companies							
(f)	Foreign Institutional Investors							
(g)	Foreign Venture Capital Investors							
(f)	Qualified Foreign Investor							
(i)	Any Other - OCBS							
	Sub-Total (B)(1)	0	0	0	0	0	0	0.00
(II)	Non-institutions							
(a)	Bodies Corporate	7	29440	Nil	12.07	12.07	0	0.00
(b)	Individuals							
	I. Individual shareholders holding nominal share capital up to Rs. 1 lakh.	80	32010	Nil	13.12	13.12	0	0.00
	II. Individual shareholders holding nominal share capital in excess of Rs. 1 lakh.							
(c)	Qualified Foreign Investor							
(d)	Any Other-NRI/Clearing Members							
	Sub-Total (B)(2)	87	61450	0	25.184	25.184	0	0.00
	Total Public Shareholding (B) = (B)(1) + (B)(2)	87	61450	0	25.18	25.18	0	0.00
	TOTAL (A)+(B)	107	244000	0	100.00	100	0	0.00
(C)	Shares held by Custodians and against which Depository Receipts have been issued							
1	Promoter and Promoter Group	0	0	0	0	0		
2	Public	0	0	0	0	0		
	Sub-Total (C)	0	0	0	0.00	0.00		
	Grand TOTAL(A)+(B)+(C)	107	244000	0	100.00	100.00	0	0.00



(l)(b) Statement showing holding of Securities (including shares, warrants, convertible securities) of persons belonging to the category "Promoter and Promoter Group"												
Sr No.	Name of the shareholder	Details of shares held		Encumbered shares			Details of Warrants		Details of convertible securities		Total shares (including underlying shares assuming full conversion of warrants and convertible securities) as a % of diluted shares capital	
		No. of shares held	As a % of grand total (A)+(B)+(C)	Number	As a percentage	As a % of grand total (A)+(B)+(C) of sub-clause (i)(a)	No. of Warrants held	As a % total number of warrants of the same class	Number of convertible securities held	As a % total number of convertible securities of the same class		
(I)	(II)	(III)	(IV)	(V)	(VI)=(V)/(II)*100	(VII)	(VIII)	(IX)	(X)	(XI)	(XII)	
1	EID Parry (India) Ltd.	23600	9.67	0	0.00	0.00	0	0.00	0	0.00	0.00	
2	Ambadi Investments Pvt Ltd.	74758	30.64	0	0.00	0.00	0	0.00	0	0.00	0.00	
3	Parry Enterprises India Ltd.	32	0.01	0	0.00	0.00	0	0.00	0	0.00	0.00	
4	Tube Investments of India Ltd.	23890	9.79	0	0.00	0.00	0	0.00	0	0.00	0.00	
5	Tube Investments of India Ltd.	9900	4.06	0	0.00	0.00	0	0.00	0	0.00	0.00	
6	Carborundum Universal Ltd.	24240	9.93	0	0.00	0.00	0	0.00	0	0.00	0.00	
7	Murugappa Educational & Medical Foundation	12220	5.01	0	0.00	0.00	0	0.00	0	0.00	0.00	
8	AMM Arunachalam & Sons P Ltd.	100	0.04	0	0.00	0.00	0	0.00	0	0.00	0.00	
9	AMM Vellayan Sons P Ltd.	3700	1.52	0	0.00	0.00	0	0.00	0	0.00	0.00	
10	MM Muthiah Research Foundation	4960	2.03	0	0.00	0.00	0	0.00	0	0.00	0.00	
11	A R Lakshmi Achi Trust	3700	1.52	0	0.00	0.00	0	0.00	0	0.00	0.00	
12	A R Lakshmi Achi Trust	300	0.12	0	0.00	0.00	0	0.00	0	0.00	0.00	
13	Choi Business Services Limited	550	0.23	0	0.00	0.00	0	0.00	0	0.00	0.00	
14	M V Murugappan	100	0.04	0	0.00	0.00	0	0.00	0	0.00	0.00	
15	M V Subbiah	100	0.04	0	0.00	0.00	0	0.00	0	0.00	0.00	
16	A Vellayan	50	0.02	0	0.00	0.00	0	0.00	0	0.00	0.00	
17	A Venkatachalam	50	0.02	0	0.00	0.00	0	0.00	0	0.00	0.00	
18	M M Murugappan	100	0.04	0	0.00	0.00	0	0.00	0	0.00	0.00	
19	M A Alagappan	100	0.04	0	0.00	0.00	0	0.00	0	0.00	0.00	
20	M A Alagappan	100	0.04	0	0.00	0.00	0	0.00	0	0.00	0.00	
	TOTAL	182550	74.82	0	0.00	0.00	0	0.00	0	0.00	0.00	



(I)(c)(i) Statement showing holding of securities (including shares, warrants, convertible securities) of persons belonging to the category "Public" and holding more than 1% of the total number of shares								
Sr No.	Name of the shareholder	Number of shares held	Shares as a percentage of total number of shares (i.e., Grand Total (A)+(B)+(C) indicated in Statement at para (I)(a) above)	Details of warrants		Details of convertible securities		Total shares (including underlying shares assuming full conversion of warrants and convertible securities) as a % of diluted share capital
				Number of warrants	As a % total number of warrants of the same class	Number of convertible securities held	% w.r.t total number of convertible securities of the same class	
1	IGFT PRIVATE LIMITED	10100	4.14					
2	DHARMESH R SHAH	3000	1.23					
3	ANUJ A SHETH JT.1. PARUL A SHETH	6200	2.54					
4	HITEN A SHETH JT.1. DEEPA H SHETH	6200	2.54					
5	GAGANDEEP CREDIT CAPITAL PVT. LTD.	6200	2.54					
6	PRESCIENT SECURITIES PVT. LTD.	6200	2.54					
7	ANVIL FINTRADE PVT. LTD.	6200	2.54					
	TOTAL	44100	18.07					

(I)(c)(ii) Statement showing holding of securities (including shares, warrants, convertible securities) of persons (together with PAC) belonging to the category "public" and holding more than 5% of the total number of shares of								
Sr No.	Name of the shareholder	Number of shares	Shares as a percentage of total number of shares (i.e., Grand Total (A)+(B)+(C) indicated in Statement at para (I)(a) above)	Details of warrants		Details of convertible securities		Total shares (including underlying shares assuming full conversion of warrants and convertible securities) as a % of diluted share capital
				Number of warrants held	As a % total number of warrants of the same class	Number of convertible securities held	% w.r.t total number of convertible securities of the same class	
	Nil	Nil	Nil					
	TOTAL	Nil	Nil					

(I)(d) STATEMENT SHOWING DETAILS OF LOCKED-IN SHARES"				
SR. NO	NAME OF THE SHAREHOLDER	CAT. CODE	NO. OF LOCKED-IN SHARES	LOCKED IN SHARES AS A % OF TOTAL NO. OF SHARES (i.e. GRAND TOTAL (A)+(B)+(C) INDICATED IN STATEMENT AT PARA (I)(a) ABOVE)
	Nil	Nil	NIL	Nil
	TOTAL			Nil

(II)(a) Statement showing details of Depository Receipts (DRs)				
Sr No.	Type of outstanding DR (ADRs, GDRs, SDRs, etc.)	Number of outstanding DRs	Number of shares underlying outstanding DRs	Shares underlying outstanding DRs as a percentage of total number of shares (i.e., Grand Total (A)+(B)+(C) indicated in Statement at para (I)(a) above)
	Nil	Nil		Nil
	TOTAL	Nil		Nil

(II)(b) Statement showing Holding of Depository Receipts (DRs), where underlying shares held by "Promoter/Promoter Group" are in excess of 1% of the total number of shares				
Sr No.	Name of the DR Holder	Type of outstanding DR (ADRs, GDRs, SDRs, etc.)	Number of shares underlying outstanding DRs	Shares underlying outstanding DRs as a percentage of total number of shares (i.e., Grand Total (A)+(B)+(C) indicated in Statement at para (I)(a) above)
	Nil	Nil		Nil
	TOTAL	Nil		Nil



(III)(a) Statement showing the voting pattern of shareholders, if more than one class of shares/securities is issued by the issuer.

Category Code (I)	Category of Shareholder (II)	Number of Voting Rights held in each class of securities			Total Voting Rights (III+IV+V)	Total Voting Rights i.e.(IV)	
		Class X - EQUITY (III)	Class Y (IV)	Class Z (V)		As a % of (A+B) (VII)	As a percentage of (A+B+C) (VIII)
(A)	PROMOTER AND PROMOTER GROUP						
(1)	INDIAN						
(a)	Individuals / Hindu Undivided Family						
(b)	Central Government / State Government(s)						
(c)	Bodies Corporate						
(d)	Financial Institutions / Banks						
(e)	Any Other - Promoter Trust						
	Sub-Total (A)(1)						
(2)	Foreign						
(a)	Individuals (Non-Resident Individuals/Foreign						
(b)	Bodies Corporate						
(c)	Institutions						
(d)	Any Other (Specify)						
	Sub-Total (A)(2)						
	Total Shareholding of Promoter and Promoter Group (A) = (A)(1) + (A)(2)						
(B)	Public shareholding						
(1)	Institutions						
(a)	Mutual Funds/UTI						
(b)	Financial Institutions /Banks						
(c)	Central Government / State Government(s)						
(d)	Venture Capital Funds						
(e)	Insurance Companies						
(f)	Foreign Institutional Investors						
(g)	Foreign Venture Capital Investors						
(h)	Any Other (Specify)						
	Sub-Total (B)(1)						
(2)	Non-institutions						
(a)	Bodies Corporate						
(b)	Individuals						
	i. Individual shareholders holding nominal share						
	ii. Individual shareholding nominal share capital in						
(c)	Any Other (Specify)						
	i) Non Resident Indians						
	ii) Foreign Nationals						
	iii) Trust						
	iv) Clearing Members						
	v) Overseas Corporate Bodies						
	vi) Company Buy Back offer						
	Sub-Total B(2)						
	Total Public Shareholding B=B(1)+B(2)						
	TOTAL (A+B)						
(C)	Shares held by Custodians and against which Depository Receipts have been issued						
	GRAND TOTAL (A+B+C) :						

Not applicable

